

ಗ್ರಾಮೀಣಾಭಿವೃದ್ಧಿ ಮತ್ತು ಪಂಚಾಯತ್ ರಾಜ್ ಇಲಾಖೆ Rural Development And Panchayath Raj Department ಅಕುಶಲ ಕಾರ್ಮಿಕರಿಗೆ ಉದ್ಯೋಗ ಚೀಟಿಯನ್ನು ಒದಗಿಸುವುದು Issue of Job Card to Unskilled Labours under MGNREGS

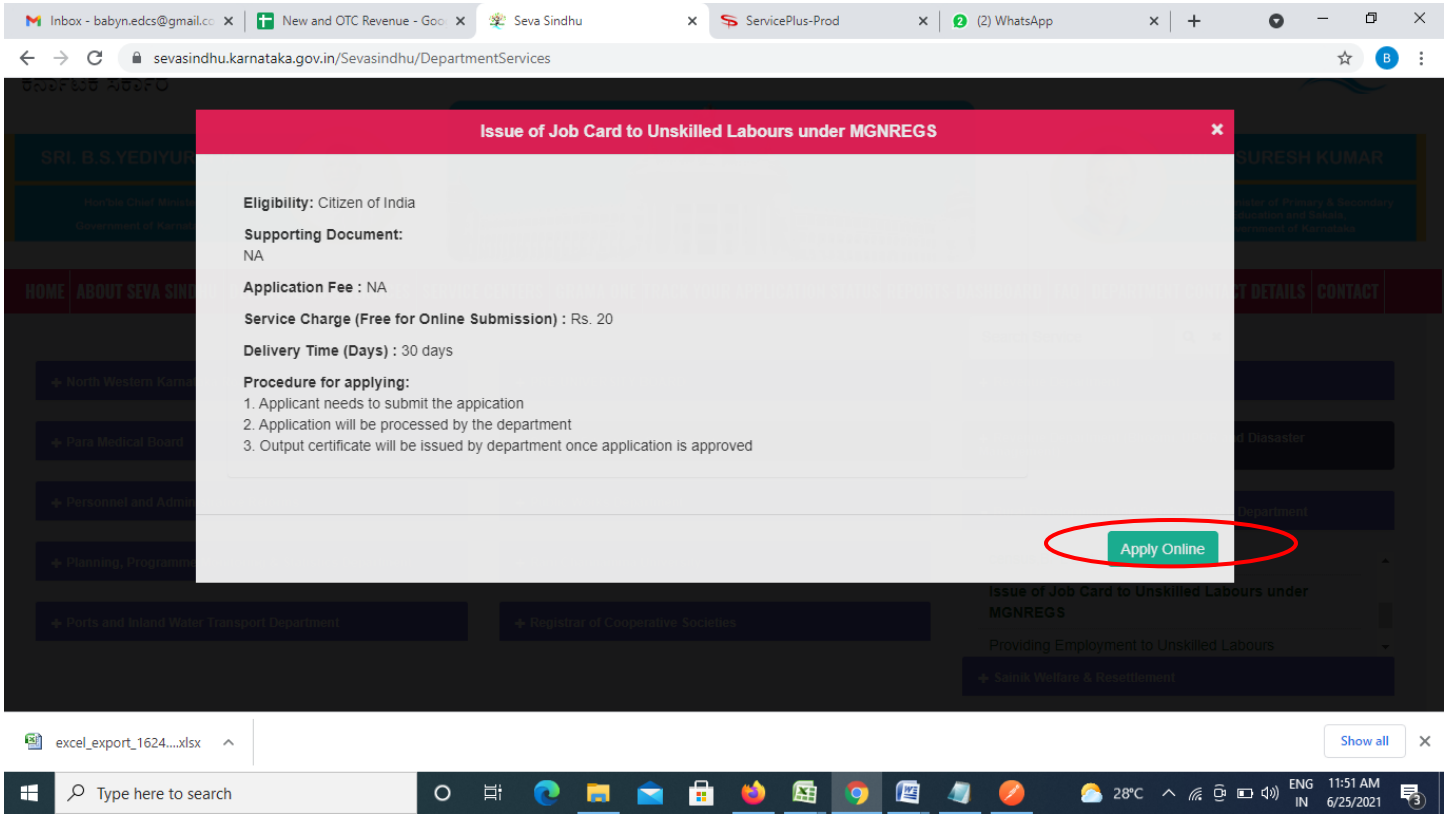
Step 1: Go to sevasindhu.karnataka.gov.in website and click on **Departments & Services**

The screenshot shows the homepage of the Seva Sindhu website. The navigation bar includes links for HOME, ABOUT SEVA SINDHU, DEPARTMENTS & SERVICES (highlighted), SERVICE CENTERS, GRAMA ONE, TRACK YOUR APPLICATION STATUS, REPORTS-DASHBOARD, FAQ, DEPARTMENT CONTACT DETAILS, and CONTACT. Below the navigation bar, there is a search bar and a grid of department links. The 'Rural Development And Panchayath Raj Department' link is visible in the bottom row of the grid.

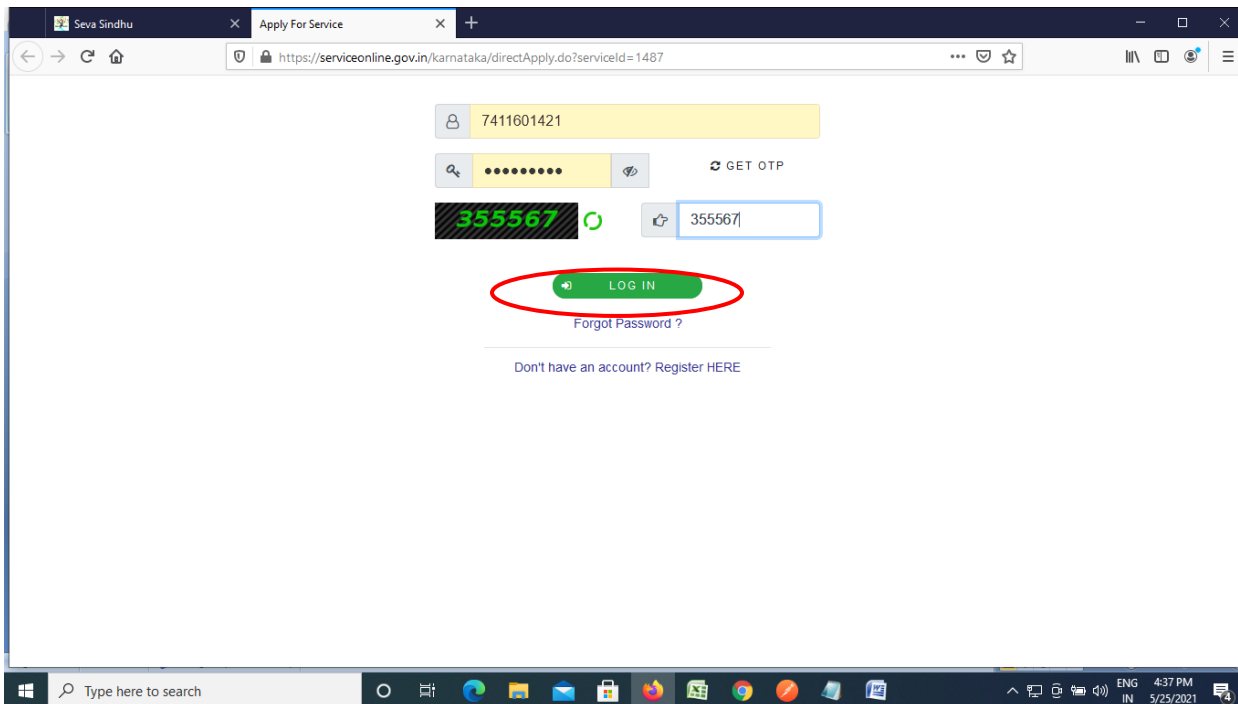
Step 2: Click on **Rural Development & Panchayat Raj Department** and select **Application for Issue of Job Card to Unskilled Labours under MGNREGS**. Alternatively, you can search for Application for Issue of Job Card to Unskilled Labours under MGNREGS in the searchoption.

The screenshot shows the search results for 'Issue of Job Card to Unskilled Labours under MGNREGS'. The search bar is highlighted with a red circle, and the search results are displayed below it. The results include 'Issue of Job Card to Unskilled Labours under MGNREGS' and 'Providing Employment to Unskilled Labours'.

Step 3 : Click on Apply online



Step 4: Enter the username, password/OTP, captcha and click on Log In button



Step 5: Fill the Applicant Details & Photocopies details

The screenshot shows a web browser window with the URL <https://serviceonline.gov.in/karnataka/renderApplicationForm.do>. The page title is "ಗ್ರಾಮೀಣಾಭಿವೃದ್ಧಿ ಮತ್ತು ಪಂಚಾಯತ್ ರಾಜ್ ಇಲಾಖೆ" (Rural Development and Panchayat Raj) and the main heading is "ಅಕುಶಲ ಕಾರ್ಮಿಕರಿಗೆ ಉದ್ಯೋಗ ಚೀಟಿಯನ್ನು ಒದಗಿಸುವುದು (ಎಂಜಿಎನ್‌ಆರ್ ಇಜಿಎಸ್ಸ್) Issue of job card to unskilled labourers under MGNREGS". The form is titled "Application form/ಅರ್ಜಿ ನಮೂನೆ" and contains the following fields:

Applicant's Name/ಅರ್ಜಿದಾರರ ಹೆಸರು *	Kavya G D
Father/Husband Name/ತಂದೆ / ಗಂಡನ ಹೆಸರು *	venkataswamy
Applicant's Address/ಅರ್ಜಿದಾರರ ವಿಳಾಸ *	18 cross Marenahalli
Mobile Number/ಮೊಬೈಲ್ ಸಂಖ್ಯೆ *	7411601421
Email Id/ ಎಮಿಲ್ ಸಂಖ್ಯೆ	kavya@gmail.com
House/Plot No/ಮನೆ / ಪ್ಲಾಟ್ ಸಂಖ್ಯೆ *	11
Applicant's Locality/ಅರ್ಜಿದಾರರ ಸ್ಥಳ *	Bangalore
Pin Code / ಪಿನ್ ಕೋಡ್ *	560040

Step 6: Verify the details. If details are correct, enter the Captcha & Submit

The screenshot shows the continuation of the application form. The fields are as follows:

<input checked="" type="radio"/> General/ಸಾಮಾನ್ಯ	<input type="radio"/> Other/ಇತರೆ
Caste/ಜಾತಿ *	Vokkaliga
Type of Ration card/ಪಡಿತರ ಚೀಟಿ ವಿಧ *	<input checked="" type="radio"/> APL / ಎಪಿಎಲ್ <input type="radio"/> BPL / ಬಿಪಿಎಲ್
Ration Card No/ಪಡಿತರ ಚೀಟಿ ಸಂಖ್ಯೆ *	4564647465
Job Card No/ಉದ್ಯೋಗ ಚೀಟಿ	89
Voter Id/ಮತದಾರ ಗುರುತಿನ ಚೀಟಿ	
Toilet facility available/ಶೌಚಾಲಯ ಅಭ್ಯವಿದೆಯೇ *	<input checked="" type="radio"/> Yes/ಹೌದು <input type="radio"/> No/ಇಲ್ಲ
Availability of RR No/ ಆರ್.ಆರ್.ನಂ ಅಭ್ಯವಿದೆಯೇ *	<input type="radio"/> Yes/ಹೌದು <input checked="" type="radio"/> No/ಇಲ್ಲ

Below the form, there is a "Word verification" section with a green box containing the number "157334" and a refresh icon. Below this, a text input field contains "157334". At the bottom right, there are four buttons: "Draft", "Submit" (highlighted with a red circle), "Close", and "Reset".

Step 7: A fully filled form will be generated for user verification. If have any corrections, Click on **Edit** option otherwise Proceed to attach annexures.

Application not yet submitted. To proceed click on the appropriate button available at the bottom of this page

Application form/ಅರ್ಜಿ ನಮೂನೆ

Applicant's Name/ಅರ್ಜಿದಾರರ ಹೆಸರು :	Kavya G D
Father/Husband Name/ತಂದೆ / ಗಂಡನ ಹೆಸರು :	venkataswamy
Applicant's Address/ಅರ್ಜಿದಾರರ ವಿಳಾಸ :	18 cross Marenahalli
Mobile Number/ಮೊಬೈಲ್ ಸಂಖ್ಯೆ :	7411601421
Email Id/ ಮಿಂಚಂಚೆ :	kavya@gmail.com
House/Plot No/ಮನೆ / ಪ್ಲಾಟ್ ಸಂಖ್ಯೆ :	11
Applicant's Locality/ಅರ್ಜಿದಾರರ ಸ್ಥಳ :	Bangalore
Pin Code / ಪಿನ್ ಕೋಡ್ :	560040
DOB :	18-07-1994

ಅರ್ಜಿ ವಿಲೇವಾರಿಯ ಕ್ಷೇತ್ರ ವ್ಯಾಪ್ತಿ/Jurisdiction of the application to be processed

Select District/ಜಿಲ್ಲೆಯನ್ನು ಆಯ್ಕೆಮಾಡಿ :	BENGALURU
Select Taluk/ತಾಲ್ಲೂಕನ್ನು ಆಯ್ಕೆಮಾಡಿ :	ANEKAL
Select Panchayat/ಪಂಚಾಯತಿಯನ್ನು ಆಯ್ಕೆಮಾಡಿ :	YAMARE
Select Village/ಗ್ರಾಮವನ್ನು ಆಯ್ಕೆಮಾಡಿ :	CHABENAHALLI

Beneficiary Details / ಫಲಾನುಭವಿ ವಿವರಗಳು

Step 8 : Click on attach annexures

Occupation/ಉದ್ಯೋಗ :	Private Employee
Total annual income of family/ಕುಟುಂಬದ ಒಟ್ಟು ಆದಾಯ :	11000
Category/ಜಾತಿ ವಿಧ :	General/ಸಾಮಾನ್ಯ
Religion/ಧರ್ಮ :	Hindu
Caste/ಜಾತಿ :	Vokkaliga
Type of Ration card/ಪಡಿತರ ಚೀಟಿ ವಿಧ :	APL / ಎಪಿಎಲ್
Ration Card No/ಪಡಿತರ ಚೀಟಿ ಸಂಖ್ಯೆ :	4564647465
Job Card No/ಉದ್ಯೋಗ ಚೀಟಿ :	89
Toilet facility available/ಶೌಚಾಲಯ ಲಭ್ಯವಿದೆಯೇ :	Yes/ಹೌದು
Availability of RR No/ ಆರ್.ಆರ್.ಸಂ ಲಭ್ಯವಿದೆಯೇ :	No/ಇಲ್ಲ

Additional Details

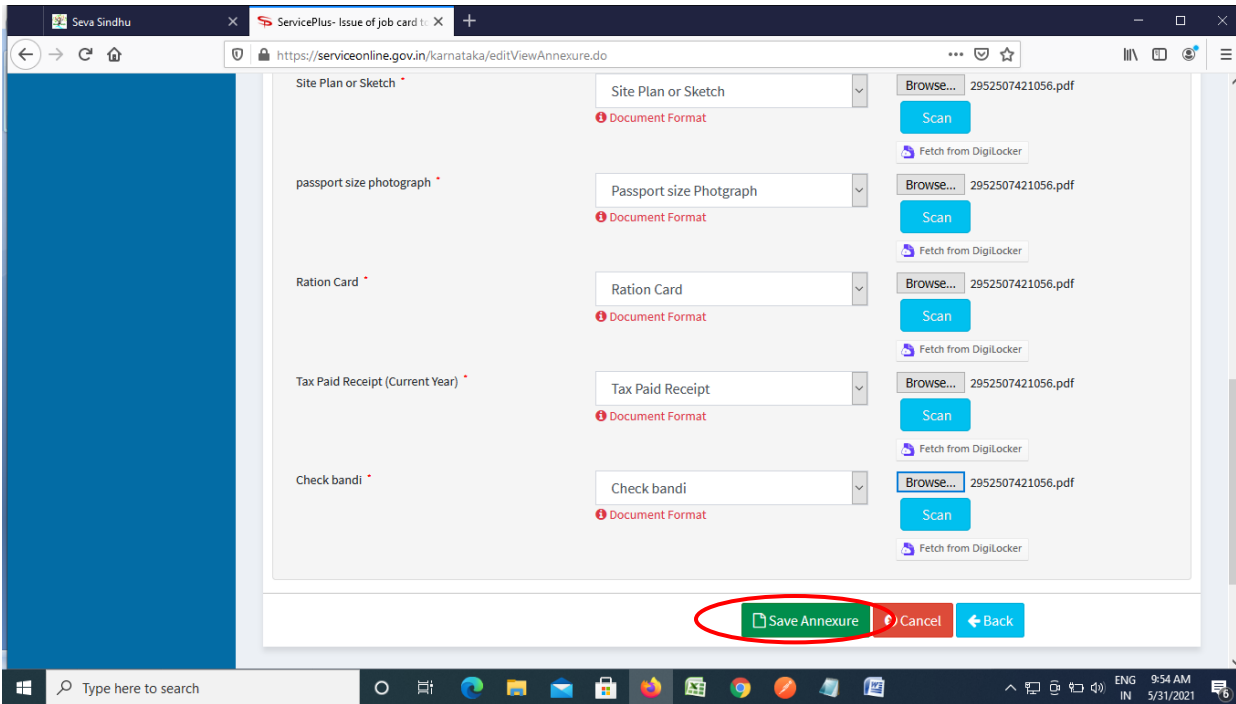
Apply to the Office	Rural Development & Panchayat Raj (STATE)
---------------------	---

Draft Reference No: Draft_PR011S/2021/00770

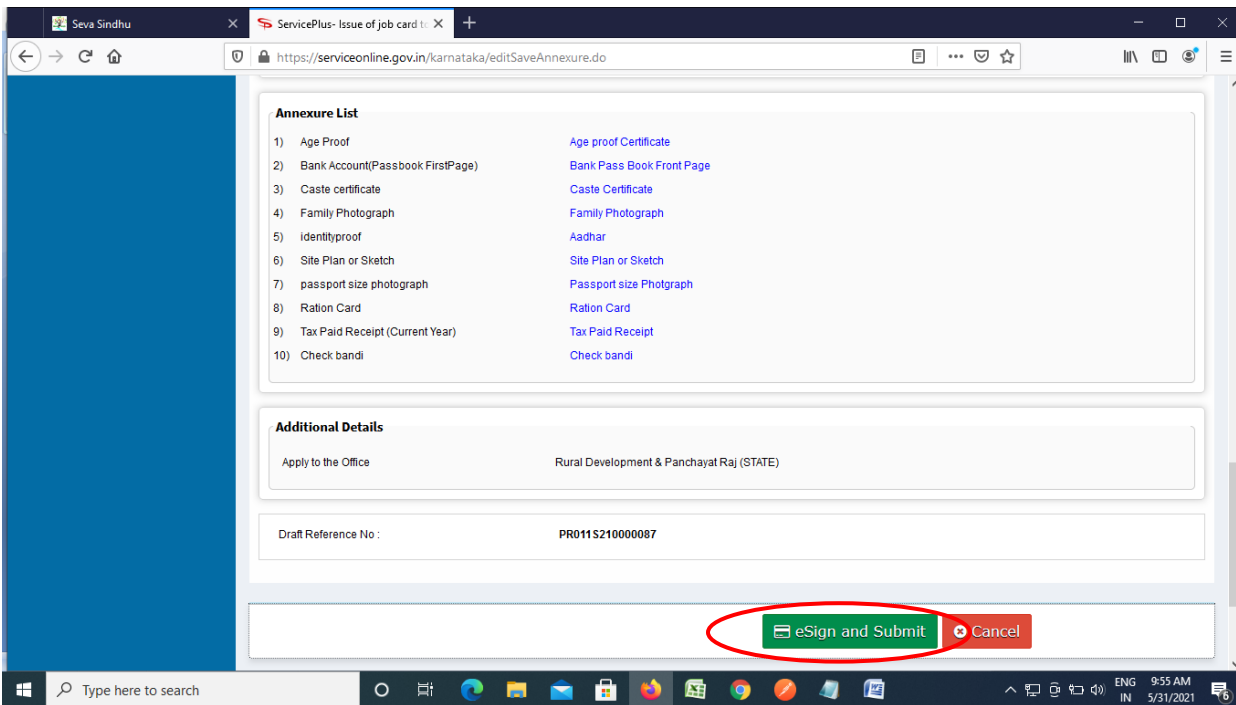
31/5/2021 09:51:32 IST <http://serviceonline.gov.in/karnataka>

Attach Annexure **Edit** **Cancel** [Click here to initiate new application](#)

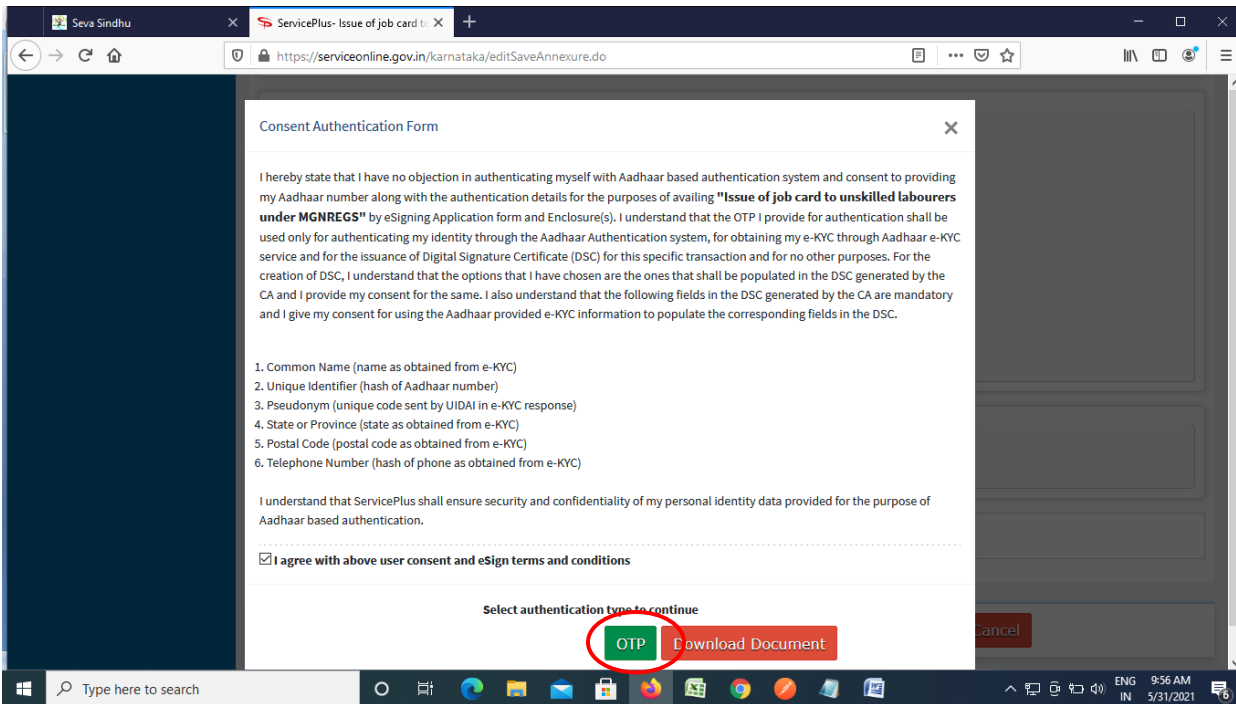
Step 9: Attach the annexures and click on save annexures



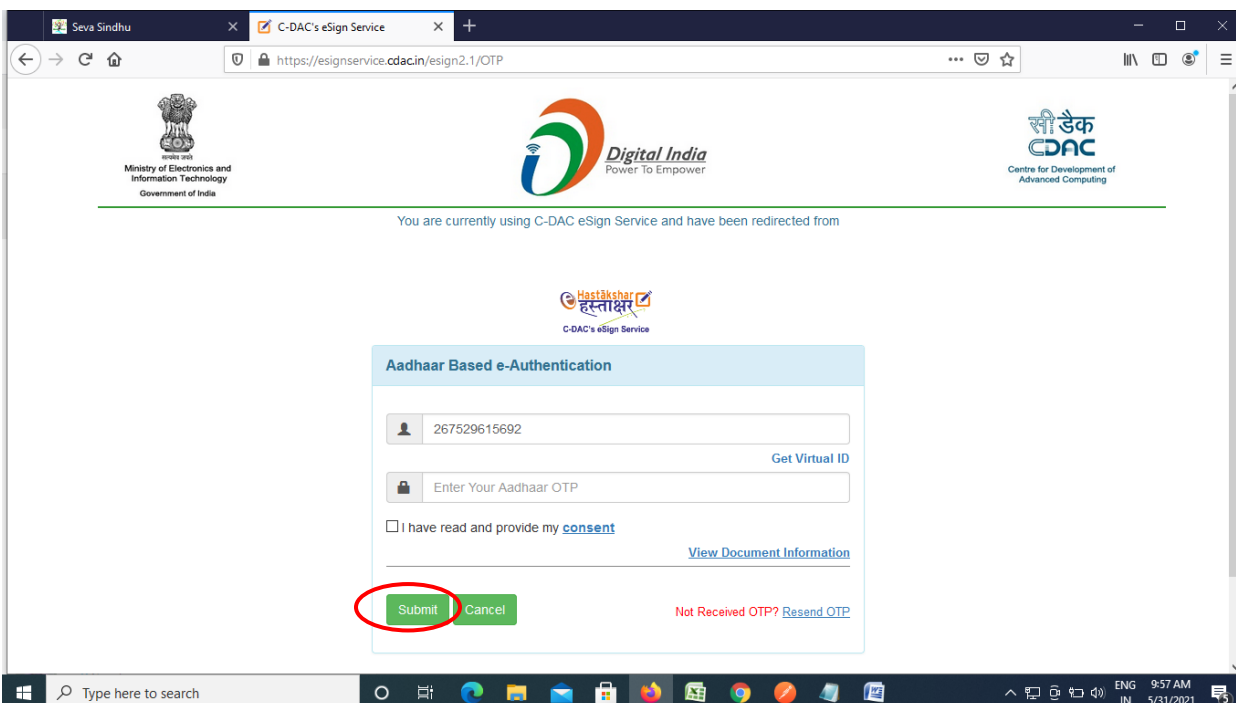
Step 10 : Saved annexures will be displayed and click on eSign & Submit to proceed.



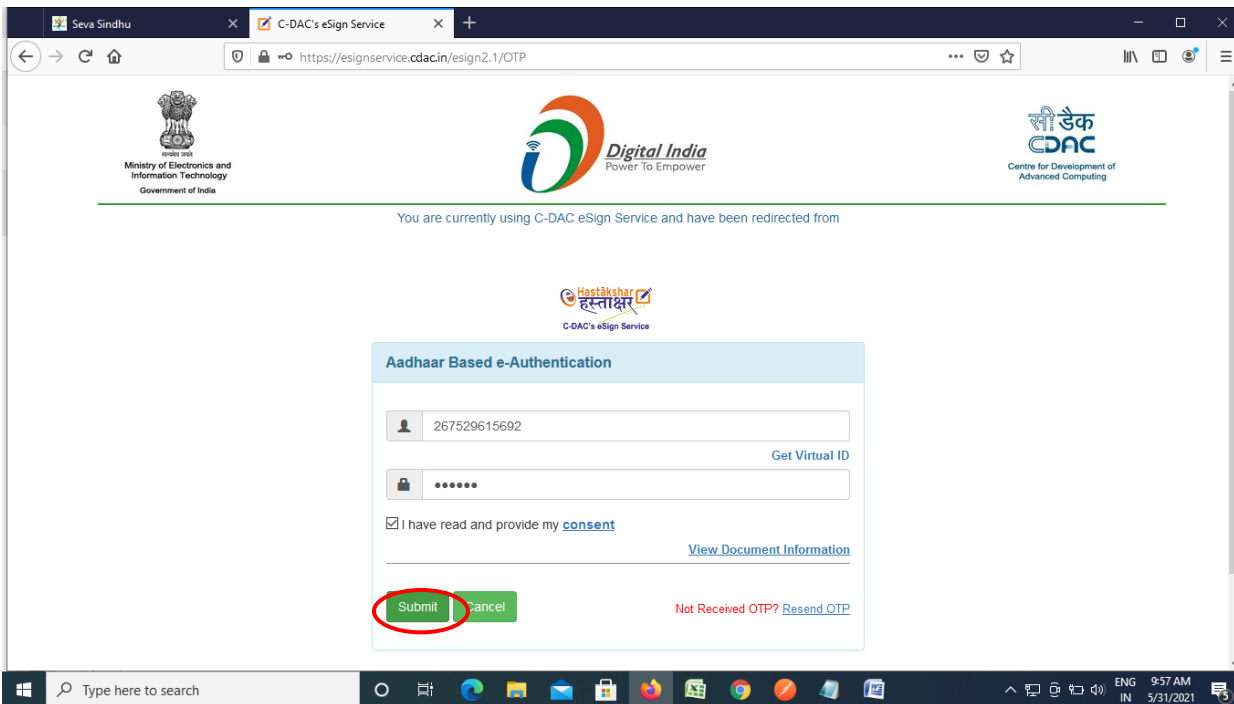
Step 11 : Click on I agree with above user consent and eSign terms and conditions and Select authentication type to continue and click on **OTP**.



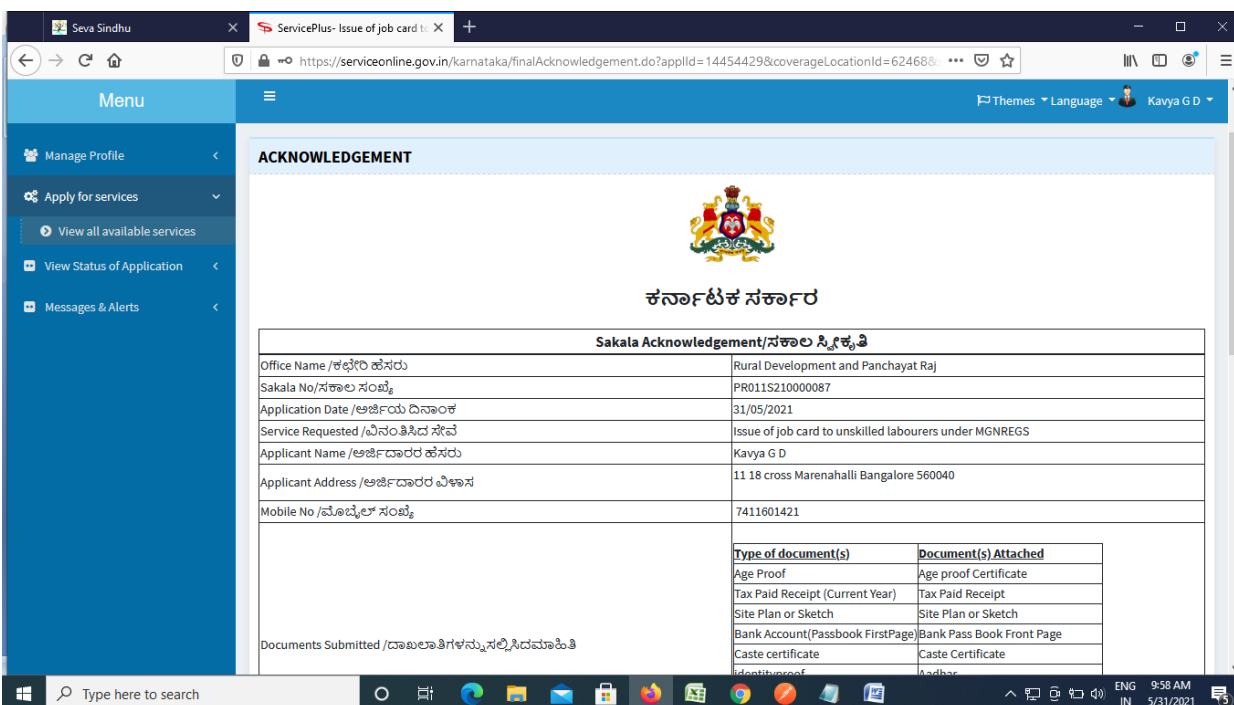
Step 12 : Enter Aadhar Number and click on get OTP



Step 13 :Enter OTP and click on Submit



Step 14 :After Submission, acknowledgement will be generated. Acknowledgment consists of applicant details, application details and the payment details for applicant's reference.



Step 15 : To download the certificate, go to the sevasindhu.karnataka.gov.in and click on **Registered Users Login Here**

sevasindhu.karnataka.gov.in/Sevasindhu/English

User Manual | Video Manual

Call Center Number - 8088304855/ 6361799796 / 9380204364 / 9380206704 - 9AM TO 6PM (Except Government Holidays)

RAISE YOUR COMPLAINT

NEW USERS REGISTER HERE

REGISTERED USERS LOGIN HERE

CHECK YOUR APPLICATION STATUS FOR REVENUE DEPARTMENT

Enter Application No.

NUMBER OF TRANSACTIONS

11085456

WHAT'S NEW

- Application for Family ID/New NPHH (APL) Ration Card
- Procedure to fix "Invalid Transaction for e-sign process" in Firefox browser
- Promotional Campaigns
- Click here for GramOne Franchises
- E-sign process
- Check your complaint status here

Help | Feedback form | Sevasindhu Video Manual | Page last updated on: 11-June-2021 3.00PM | Website visitor count is 3 8 8 7 9 6 6 8 | Site Map | Website policy

Step 16 : Once the login page is open, enter your username, password/OTP, captcha and click on **Submit**.

serviceonline.gov.in/karnataka/

ಸೇವಾ ಸಿಂಧು SEVA SINDHU

Apply for Service

9611106670

Get OTP

552519

Type here

Submit

Forgot Password | New user Register here | Know Your Eligibility

Check Your Application Status

Select Department

Select Service

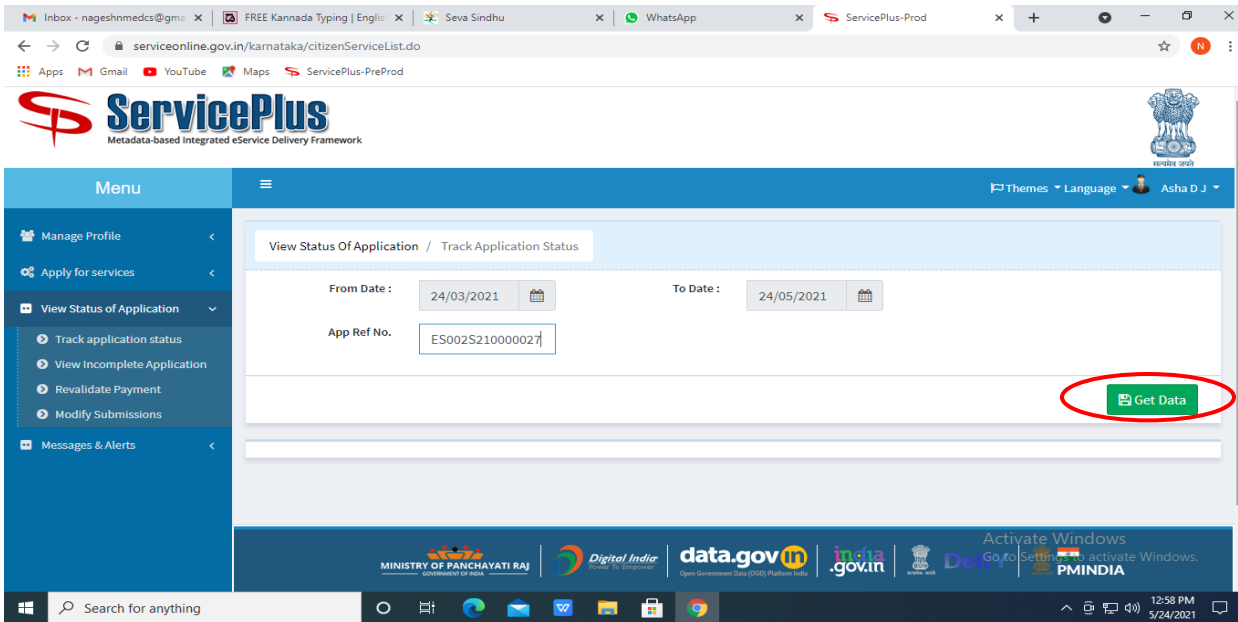
Enter your Application ID

Check Status Now

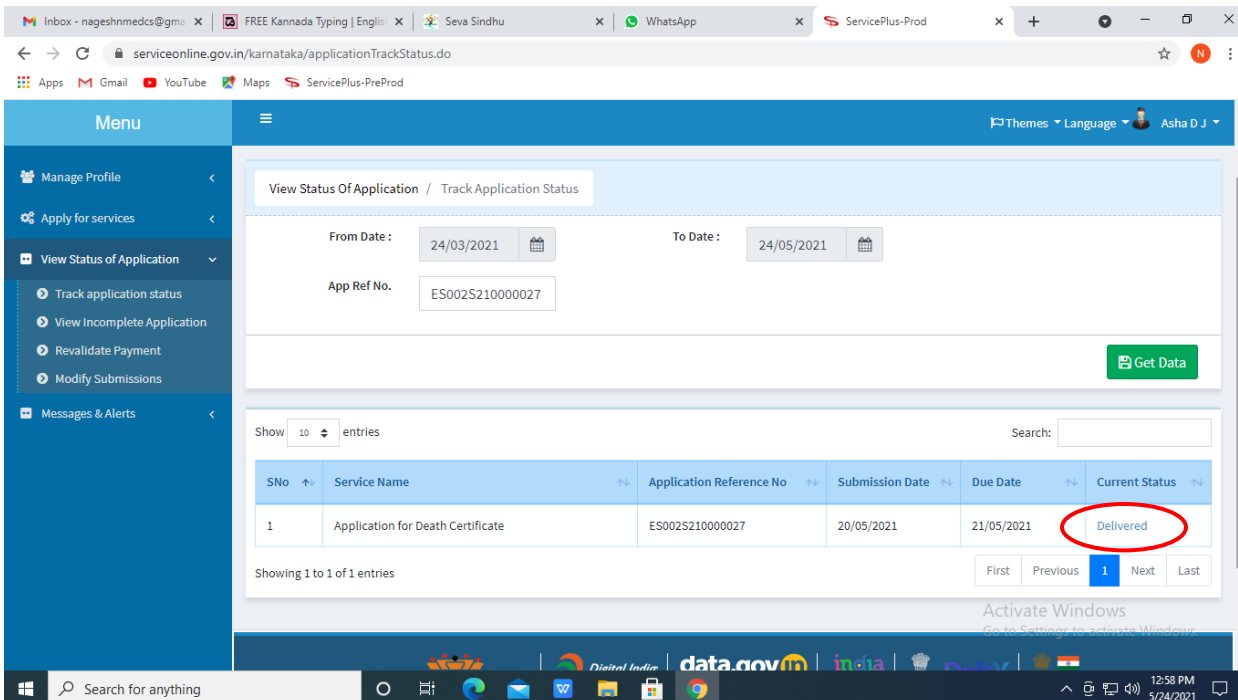
© All Rights Reserved

Powered by SERVICEPLUS

Step 17 :Click on **View Status of Application** --> **Track application status**. Enter Application Reference Number (you can refer to Acknowledgment/SMS to get Application Reference Number) and click on **Get Data**.



Step 18 : Check Current Status of the application. If it is delivered, Click on **Delivered**.



Step 19 :Under Issue Document(s), click on **Output certificate**

ServicePlus-Prod
Metadata-based Integrated eServices

Menu

- Manage Profile
- Apply for services
- View Status of Application
 - Track application status
 - View Incomplete Application
 - Revalidate Payment
 - Modify Submissions
- Messages & Alerts

Status of Application

Application Reference Number : ES002S210000027

Name of the Service : Application for Death Certificate

Applied By : Asha D J

Application due Date : 21/05/2021

S.No.	Task Name	Form Details	Issued Document(s)	Status	Remarks
1	Application Submission	View	Acknowledgement	Completed	NA
2	Push application data to DB	NA	Nil	Forwarded	View
3	Callback Webservice	NA	Output Certificate	Delivered	View

Showing 1 to 1 of 1 entries

Close

Step 20 : Issue of Job Card to Unskilled Labours under MGNREGS Certificate will be downloaded. You can print the certificate if required.

WPS Office

Application for ...ree Certificate | User Manual - Death Certificate | HE003S210000023.pdf

Menu | Home | Insert | Comment | Edit | Page | Protect | Tools

Hand Tool | Select Tool | Edit Text | Edit Picture | PDF to Office | PDF to Picture | Annotate | Rotate | Auto Scroll | Read Mode | Background | Screen Grab | Find | Highlight | Note

Mangalore University

No: HE003S210000023
Date: 24/05/2021

Sub: Approval of Issue of Duplicate Degree Certificate

We are pleased to inform you that the Duplicate Degree Certificate HE003S210000023 has been dispatched to your mailing address provided to the University

The Dispatch details are as follows:

Courier Name / Post: tet

Dispatch Date: 24/05/2021

Tracking ID: test

Website address of the Courier / Speed Post: es

For any certification please contact us.

Date: 24/05/2021

Registrar

Test Data - Test Data

Activate Windows
Go to Settings to activate Windows.